

Industrial IoT Switch

WI-IOT2105G-DC | WI-IOT2106GF | WI-IOT2110GF | WI-IOT2206GF | WI-IOT2210GF | WI-IOT2212GF

Overview

Wi-Tek's Industrial IoT switch is design to provide transport network solution for the most complex areas, such as Industry 4.0, Smart City, and Green Energy. Adopt of industrial grade CPU to working in low temperature and high temperature. And products are designed for flexible installation, support wall mounting and DIN-Rail mounting, redundant power supply, support operate in harsh environment, to ensure the stable operation of the project. Meanwhile Wi-Tek provide industrial IoT switch with DI/DO/RS485/Modbus data and robust management functions, which can fulfill the special needs of industrial automation applications. All these features help the administrator to one-time deployment with no additional equipment input.

Features

Working temperature -40°C~75°C


Redundant power supply design, can operate in harsh environment, to ensure the stable operation of the project.

Din-rail mounting

Flexible installation mode, can be correctly installed in complex environment, meet the requirements of project

Smart watchdog function

Smart watchdog function to monitor compliant Powered Devices: automatically detects and reboots your dropped or unresponsive PoE-powered devices, this function is well received by the majority of security network video surveillance and network engineering personnel.



Key Features for WI-IOT2206GF/WI-IOT2210GF/WI-IOT2212GF

Robust L2 management functions

Robust L2 management functions meet complex project requirements and can be deployed at one time without additional device investment.

Modbus TCP/IP protocol

These products have a channel RS485, Modbus TCP can be used for transmission to provides flexible network connectivity for factory automation.

Digital input and digital output for external alarm

These products have a channel DI/DO, this external alarm enables users to use Digital Input to detect and log external device status, and send event alarm to the administrators. The Digital Output could be used to alarm the administrators.

USB one key configuration and upgrading

These products have a USB port, support USB one-key deployment, zero configuration online.

Specifications



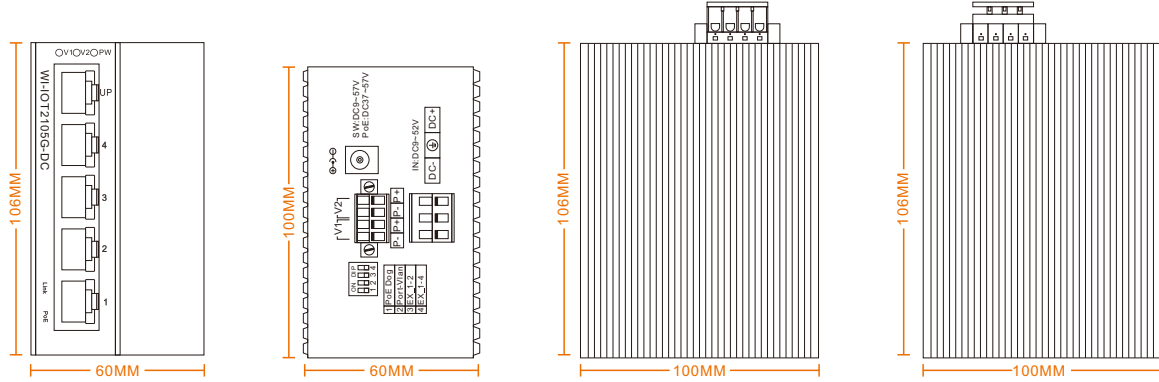
Products	WI-IOT2105G-DC	WI-IOT2106GF	WI-IOT2110GF	WI-IOT2206GF	WI-IOT2210GF	WI-IOT2212GF
Ethernet Ports						
Downlink Ports	4*10/100/1000 Base-T PoE	4*10/100/1000 Base-T PoE	8*10/100/1000 Base-T PoE	4*10/100/1000 Base-T PoE	8*10/100/1000 Base-T PoE	8*10/100/1000 Base-T PoE
Uplink Ports	1*10/100/1000 Base-T	2*1000 Base-X SFP	2*1000 Base-X SFP	2*1000/2500 Base-X SFP	2*1000/2500 Base-X SFP	4*1000/2500 Base-X SFP
Management port	N/A			1*RJ45 Console port, 1*USB 2.0		
Data channel	N/A			1 channel RS485/1 channel DI (digital input)/1 channel DO (digital output)		
PoE						
PoE Standard	Ports 1-4: 802.3 af/at PoE	Ports 1-4: 802.3 af/at PoE	Ports 1-8: 802.3 af/at PoE	Ports 1-4: 802.3 af/at PoE	Ports 1-8: 802.3 af/at PoE	Ports 1-8: 802.3 af/at PoE
PoE Power Supply Type	End-span					
PoE Budget	120W	120W	240W	120W	240W	240W
Switch Property						
Standards	IEEE 802.3, IEEE 802.3u, IEEE 802.3ab, IEEE 802.3z, IEEE 802.3x, IEEE 802.1Q, IEEE 802.1p, IEEE 802.3ad, IEEE 802.1D, IEEE 802.1x					
Forwarding Modes	Store and forward					
Packet Buffer	2.5Mbit	3Mbit	2Mbit	12Mbit		
MAC Table	2K			16K		
Switching Capacity	12Gbps / non-blocking	12Gbps / non-blocking	20Gbps / non-blocking	18Gbps / non-blocking	26Gbps / non-blocking	36Gbps / non-blocking
Packet Forwarding Rate	8.93Mpps	17.8Mpps	29.7Mpps	26.7Mpps	38.6Mpps	53.5Mpps
Jumbo Frame	10kB					
Power Supply						
Input Voltage	Power 1: 37-57V DC, Power 2 : 37-57V DC Boost Power 3: 9-52V	Power 1: 44-57V DC, Power 2 : 44-57V DC				
Reliability						
Surge Immunity	8kV, Standard: IEC6000-4-5	IEC 61000-4-5 Level 3 (4KV/2KV)(8/20us)		IEC 61000-4-5 6KV/2KV(10/700us)		
ESD Protection	8kV Contact Discharge, 15kV Air Discharge, Standard: IEC61000-4-2					
MTBF	about 30Wh					
MTBF Standards	Telcordia SR-332, 25°C					
Operating Temperature	-40°C~75°C					
Storage Temperature	-40°C~85°C					
Operating Humidity	5%~95% (Non-condensation)					
Physical Parameter						
Led Indicators	3* power supply indicators 1* system working indicator 1* alarm indicator 5*2* RJ45 indicator	1* power supply indicators 1* PoE usage indicator 2* Fiber indicator 4*2* RJ45 indicator	3* power supply indicators 1* system working indicator 1* alarm indicator 5*2* RJ45 indicator	1* power supply indicators 1* System status indicator 1*USB status indicator 1*Fault status indicator 2* Fiber indicator 4*2* RJ45 indicator(PoE)	1* power supply indicators 1* System status indicator 1*USB status indicator 1*Fault status indicator 2* Fiber indicator 8*2* RJ45 indicator(PoE)	1* power supply indicators 1* System status indicator 1*USB status indicator 1*Fault status indicator 4* Fiber indicator 8*2* RJ45 indicator(PoE)
Dip Switch	PoE dog/Vlan/Ex-1/Ex-2/	1. Port Isolation/2. 250m long distance mode(1-4 ports) 3. QoS(1-2 ports)/4. PoE watchdog		N/A		
Dimensions (W*D*H)	106*100*60mm	30*98*130mm	48*98*130mm	54*115*158mm	54*115*158mm	54*115*158mm
Net Weight	1.4kg	0.56 kg	0.72 kg	1.27 kg	1.3 kg	1.35 kg
Installation	DIN-rail mounted					
Certifications						
Certifications	CE, FCC					



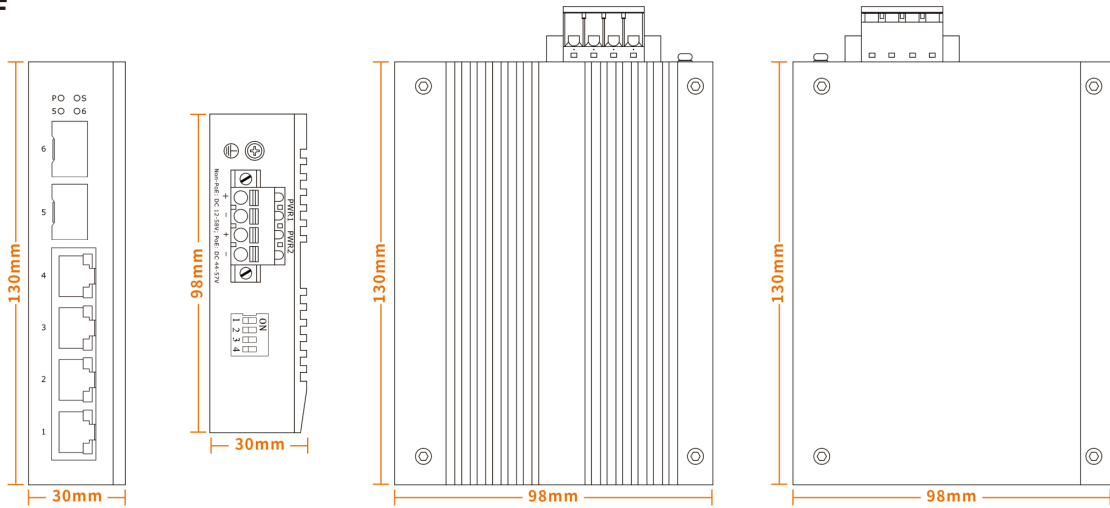
Products	WI-IOT2206GF	WI-IOT2210GF	WI-IOT2212GF
Layer 2 function			
Port aggregation	Support GE port aggregation Support 2.5GE aggregation Support 10GE aggregation Support static aggregation Support dynamic aggregation		
Port features	Support IEEE802.3x flow control, Support port traffic statistics, Support port isolation Support network storm suppression based on port bandwidth percentage		
VLAN	Support access mode Support trunk mode Support hybrid mode		
VLAN Classification	Mac Based VLAN IP Based VLAN Protocol Based VLAN		
QinQ	Port-based QinQ VLAN-based QinQ Flow-based QinQ		
Port mirroring	Many to one port mirroring		
Ring network protocol	Support STP, RSTP, MSTP Support G.8032 ERPS protocol, single ring, sub Ring and associated sub ring Recovery time ≤20ms		
DHCP	Support DHCP Client Support DHCP Snooping		
ACL	IP Standard ACL MAC extend ACL IP extend ACL		
QoS	Support QoS Class, Remarking Support SP, WRR queue scheduling Ingress Port-based Rate-limit Egress Port-based Rate-limit Support Policy-based QoS		
Security	Support Dot1x, port authentication, MAC authentication RADIUS service Support port-security Support IP Source Guard, IP/Port/MAC binding Support ARP-check and ARP packet filtering for illegal users Support port isolation		
Management & maintenance	Support LLDP Support user management and login authentication Support SNMPV1/V2C/V3 Support web management, HTTP1.1, HTTPS Support Syslog and alarm grading Support RMON (Remote Monitoring) alarm Support NTP Support temperature monitoring Support Ping, TRACERT Support optical transceiver DDM function Support TFTP Client Support Telnet Server Support SSH Server Support IPv6 Management Support PoE management Support TFTP, web upgrading Support USB upgrading Support USB importing configuration		
Package Contents	Industrial Switch Din-rail installation kits		

Structure Diagram

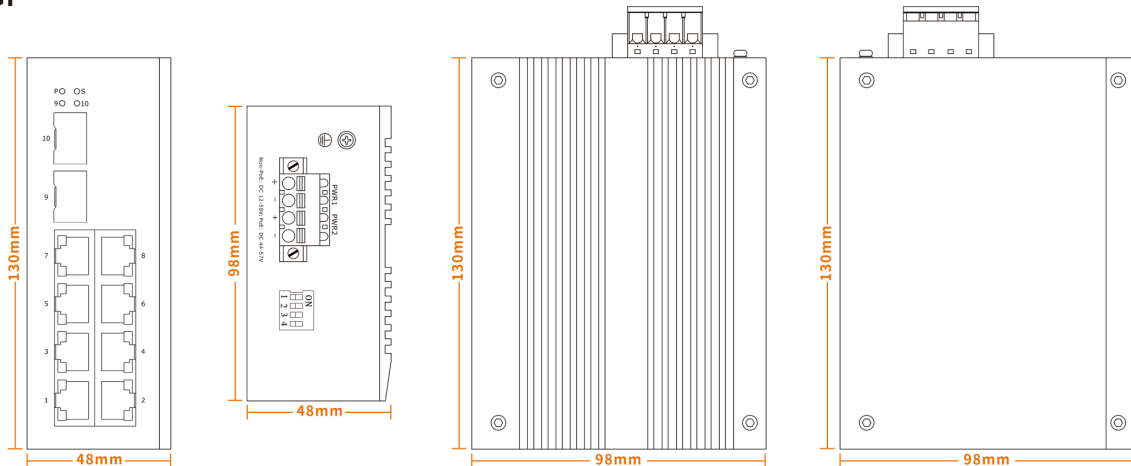
WI-IOT2105G-DC



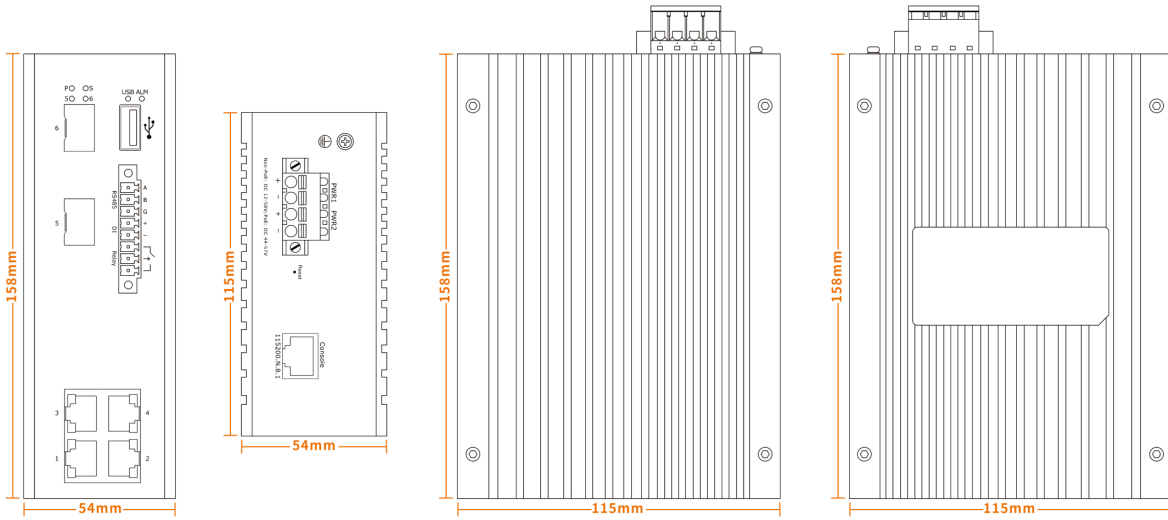
WI-IOT2106GF



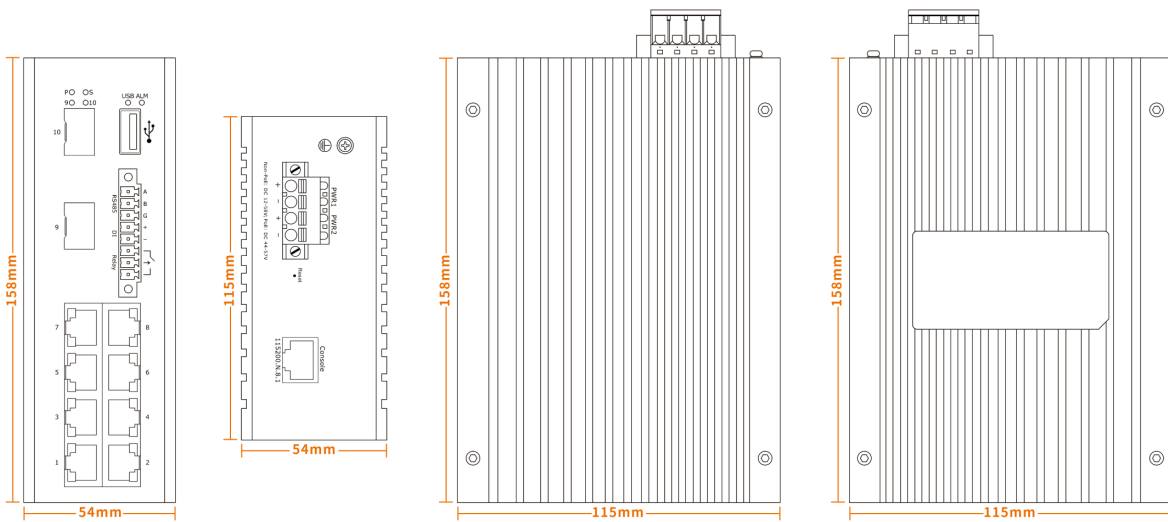
WI-IOT2110GF



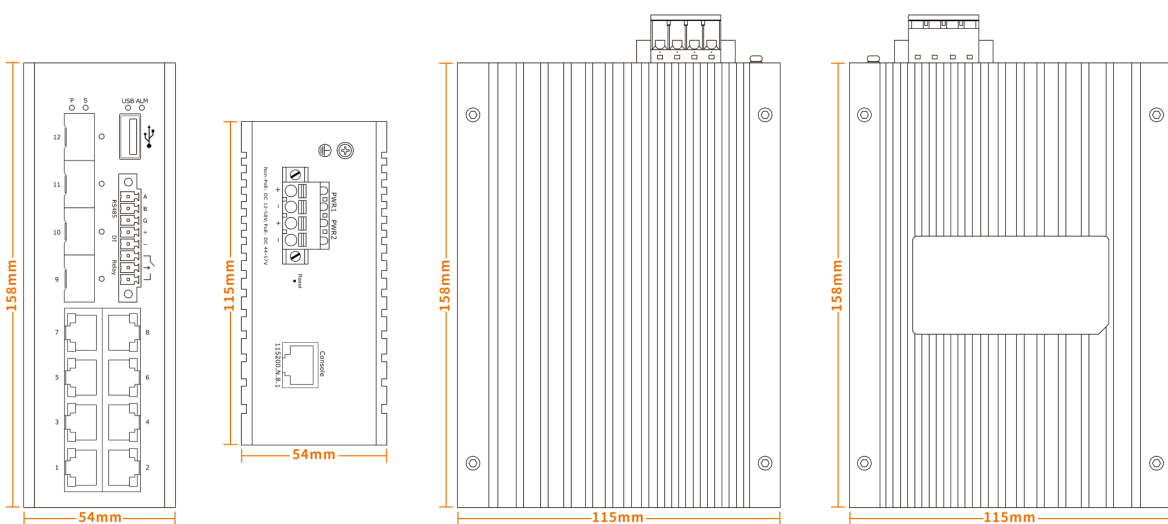
WI-IOT2206GF



WI-IOT2210GF



WI-IOT2212GF



CE FC RoHS



WIRELESS-TEK TECHNOLOGY LIMITED

Website: www.witek-iiot.com

Email: sales@witek-iiot.com

Design Industrial IoT for Smarter and More Connected



Technical Support



Company Website